

How to navigate the platform



1

Sign up

Access link sent via email
Go through setup:

- Confirm time zone (event time GMT+3, EEST)
- Create name badge

Your Conference Setup Skip

Welcome to Baltic Sea Archipelagos Symposium. We just need your help setting up a few last things and then you'll have access to the conference.

🕒 2 minutes

🛠️ Create your badge

Next

2

Create your name tag

- Add a photo
- Enable chat
- Add social networks you wish to include in your tag

Your name tag

Add details to your name tag to help people find you and make connections.

General information

Profile picture

Upload picture

First name

Role

Affiliation

Chat

Allow direct messages and posts

Yes

No

Online availability

Allow attendees to see when you are online

Yes

No

Social

Add the networks you want to include on your badge

Email

yourmail@org.com

X

https://x.com/username

LinkedIn

https://linkedin.com/in/username

Facebook

https://facebook.com/in/username

Instagram

https://instagram.com/username

Preview

This is how your badge will appear to other users

Please enter your first and last names. Without a name your badge won't be visible to other attendees and all networking features will be disabled.

Next

3

Homepage

Find general info, e.g. venue floor plan

Baltic Sea Archipelagos Symposium
27–28 April 2026 | Turku, Finland

Add bookmarks
Browse sessions and bookmark your favourites. These will appear in your unique bookmark view.
[Go to schedule](#)

Find content
Use the global search to find people, papers and sessions.
[Search](#)

Discover ePosters
See the ePosters on display in the poster gallery (opens 22 April)
[Go to poster gallery](#)

Customise your name badge
Let others find you at the event and optionally share your social platforms.
[Go to name badge](#)

Welcome Practical information Venue and social programme Partner exhibition Downloads

A warm welcome to the Baltic Sea Archipelagos Symposium!

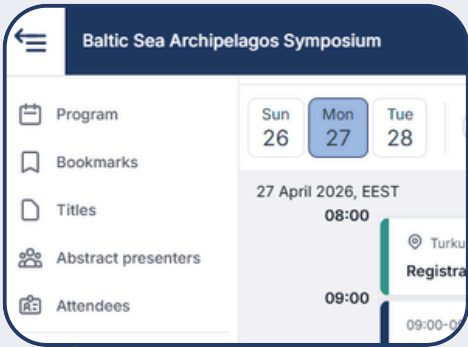
On this platform, you can find:

- Full programme
- Abstracts (click on the presentation titles in the programme, sign in required)
- Chat channels for communicating with other participants
- Virtual "name badges" of participants
- Poster gallery (ePosters)
- General information (e.g. maps)

How to navigate the platform

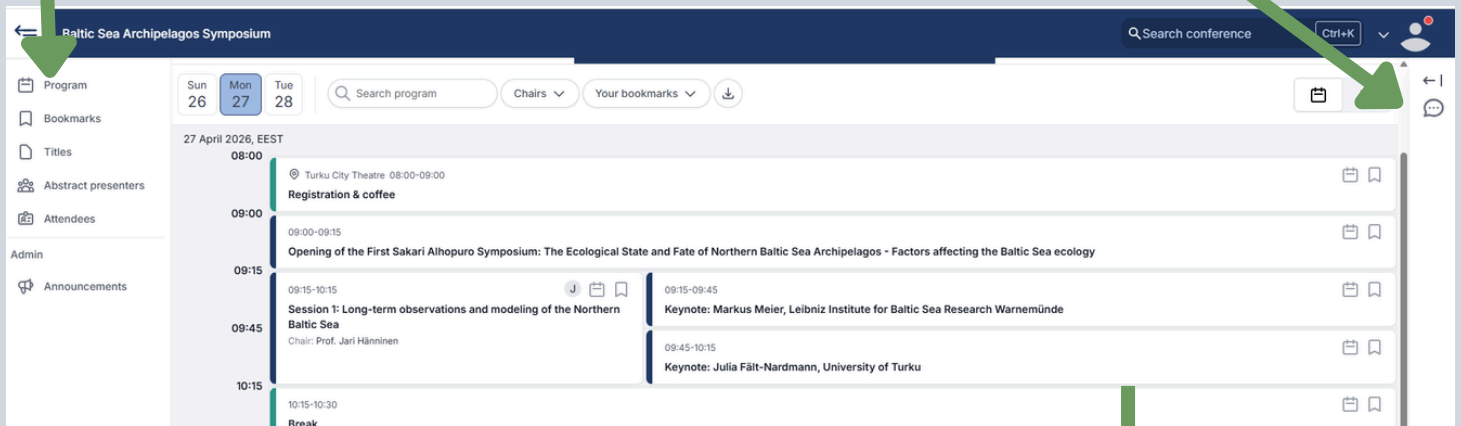
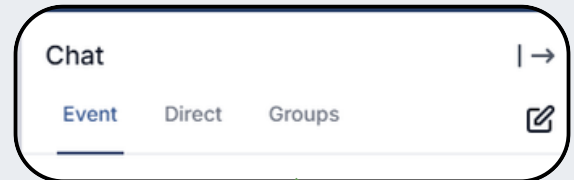
4

Programme, abstracts and chat



- Programme view
- See your bookmarked sessions
- Search for abstract presenters, authors and titles
- View attendees

- The **event chat** is seen by all attendees
- In the **direct chat** you can reach out to individual attendees
- It is also possible to create your own **group chats**.



- Click on any session to find more info
- You can leave comments on a session, as well as on individual papers
- Click on the submission title to open the abstract

